

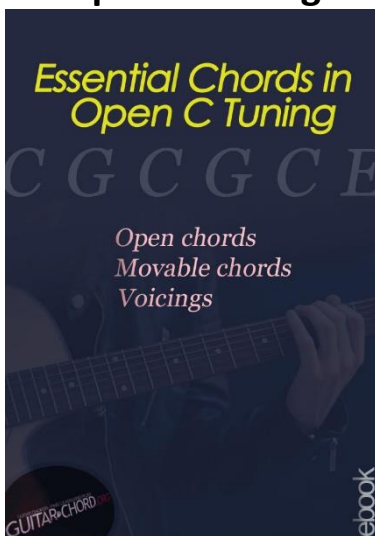
# CHORDS IN OPEN POSITION

Open C Tuning - C G C G G E (alternative version)

<p><b>C</b></p>	<p><b>Csus4</b></p>	<p><b>Csus2</b></p>	<p><b>C7</b></p>	<p><b>Cmaj7</b></p> <p>1 2</p>
<p><b>C9</b></p> <p>1 2</p>	<p><b>Cmaj9</b></p> <p>1 3</p>	<p><b>Cadd9</b></p>	<p><b>C6</b></p>	<p><b>C5</b></p>
<p><b>Dm</b></p> <p>2 3 4 1</p>	<p><b>Dmadd11</b></p> <p>2 3 1</p>	<p><b>Dm6</b></p> <p>2 4 3 1</p>	<p><b>Em</b></p> <p>1 2 3</p>	<p><b>Em/G</b></p> <p>1 2</p>
<p><b>Em7/G</b></p>	<p><b>Em11</b></p> <p>3 1 2 4</p>	<p><b>F/G</b></p>	<p><b>Fadd9/C</b></p> <p>2 1</p>	<p><b>F6/G</b></p> <p>2 3 1</p>
<p><b>Fmaj7/G</b></p> <p>4 1</p>	<p><b>G</b></p> <p>1 3</p>	<p><b>G<sup>6</sup>/<sub>9</sub></b></p> <p>1 4 2</p>	<p><b>G7</b></p> <p>2 4 1</p>	<p><b>G7sus2</b></p> <p>2 3 1</p>
<p><b>G11</b></p> <p>4 1</p>	<p><b>Am</b></p> <p>1 2 3</p>	<p><b>Am7</b></p> <p>1 2</p>	<p><b>Am9</b></p> <p>1 3</p>	<p><b>Am11/C</b></p> <p>1 2 3</p>

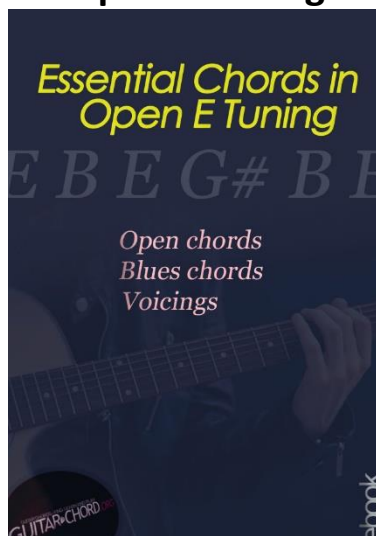
**LEARN MORE ABOUT  
ALTERNATE TUNINGS AND OPEN TUNINGS  
WITH CHORDS CHARTS AND MORE:**

**Essential Chords in  
Open C Tuning**



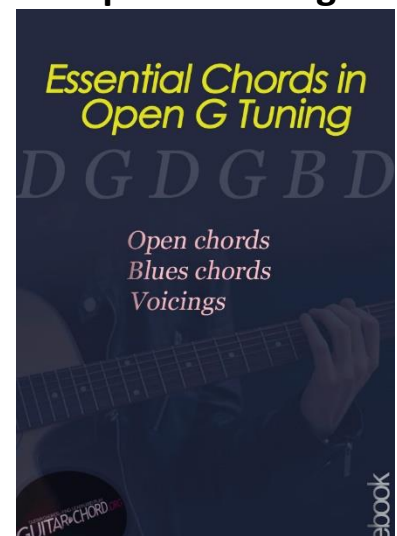
[More info](#)

**Essential Chords in  
Open E Tuning**



[More info](#)

**Essential Chords in  
Open G Tuning**



[More info](#)